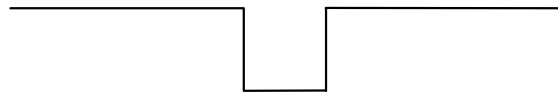
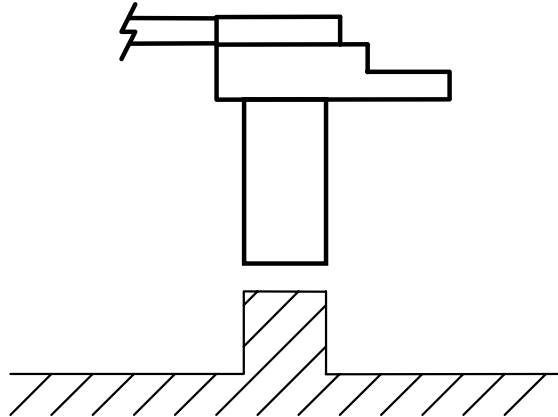
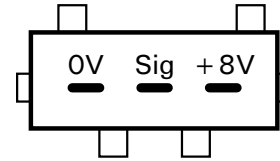


Note

The sensor must be oriented as shown
Do not rotate the sensor



Signal Voltage Waveform



Mando MS500002

Note

For wiring details refer to drawings T01 or T03

Disk Dimensions

Use the OEM disk
Disk dimensional requirements are not known

MoTeC

Title **Mando Hall Probe Sensors**

Sheet No

Drawing No

Date 10/10/1996

Drawn TW

App

Rev A

X13